



EUROfase
HEATING

Step
Outside
with Eurofase
Heating

Why Eurofase Heating

For over 35 years, Eurofase has been a trusted leader in premium lighting solutions, and our heating division continues this legacy by delivering high-performance heating systems that bring warmth and elegance to every space.

Heritage and Expertise

Backed by decades of design and engineering experience, we deliver heating and control solutions that embody quality and innovation.

Uncompromising Quality

Each Eurofase Heating product is crafted to the highest standards, ensuring reliability and long-lasting performance.

Aesthetic Design

Our heating solutions are designed to integrate seamlessly into various settings, complementing Eurofase's renowned lighting collections.

Efficiency and Comfort

We prioritize energy-efficient technology to provide warmth with minimal environmental impact.



Instant, Radiant Warmth



Environmentally Friendly



Silent Operation



Indoor & Outdoor Rated



No Ventilation Required



Low Maintenance



Residential

Industrial

Hospitality

Commercial

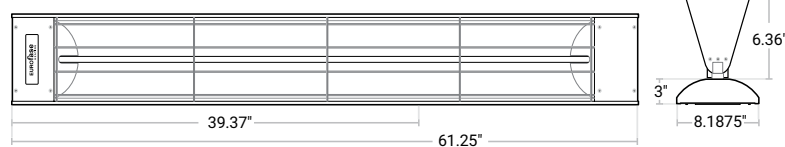
EF Series

Power meets precision.



Our Performance Heating collection delivers maximum warmth with wide-range heat coverage, ideal for larger outdoor areas or high-demand settings.

Engineered for efficiency and durability, these high-output heaters are the backbone of comfort, offering powerful heat without compromising on design.



Specification

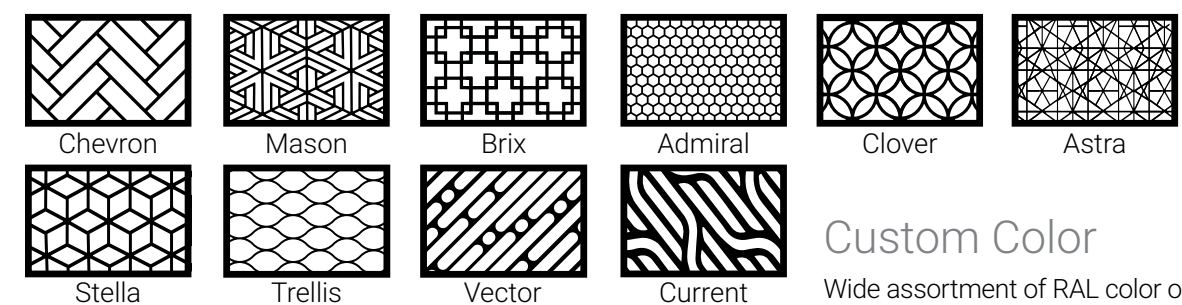
MODEL OPTIONS

Wattage (W)				
Single Element	1500	2000	2500	3000
Dual Element	4000	5000	6000	
Voltage (V)				
	120	208	240	277 480
Construction		Dimensions		
Stainless Steel (304)		39.37"(L) x 8.18"(H) x 3"(D)		
Stainless Steel Marine Grade (316)		61.25"(L) x 8.18"(H) x 3"(D)		

Color Options

- Black
- White
- Stainless Steel
- Any RAL Certified Color

Décor Plate Upgrade Kit for EF Series Patio Heaters



* Décor Plate upgrade kit is not compatible with flush mount applications

It's up to hue!

Customization extends beyond laser-cut décor plates. With our resources, we can accommodate a large assortment of custom colors to visually enhance your space based on your needs.

Custom Color

Wide assortment of RAL color options




Custom Laser Cutting

Custom designs or logos



EF Series

316 Stainless Steel Marine Grade



Eurofase EF Series – Marine Grade


Engineered for Coastal and High-Salinity Environments

Color Options

- Black ○ White ● Stainless Steel

The Eurofase EF Series Marine Grade infrared patio heater is purpose-built for installations in coastal, marine, and saline atmospheres where standard stainless-steel alloys are prone to surface degradation and pitting corrosion.

The heater enclosure is fabricated from 316 stainless steel. This material specification preserves both structural integrity and aesthetic finish across extended service intervals, even within direct exposure zones (typically within 1–5 km of an active shoreline).



For recessed and architecturally integrated applications, the EF Series is fully compatible with the matching 316 Marine Grade Flush Mount Kit.

Recommended applications: oceanfront residences, hospitality venues, resort properties, marinas, yacht clubs, and waterfront commercial developments.

Marine Grade Flush Mount Kits
(39" and 61" options)



LP Series

Subtle. Seamless. Sophisticated.



Designed to disappear into modern environments, the Low Profile Heating collection delivers refined warmth with a streamlined presence. Ideal for spaces where aesthetics are as important as comfort, these heaters blend cleanly into architectural and outdoor designs without distraction.

Specification

MODEL OPTIONS

Wattage (W)

Single Element	3000	4000
----------------	------	------

Voltage (V)	208	240	277	480
-------------	-----	-----	-----	-----

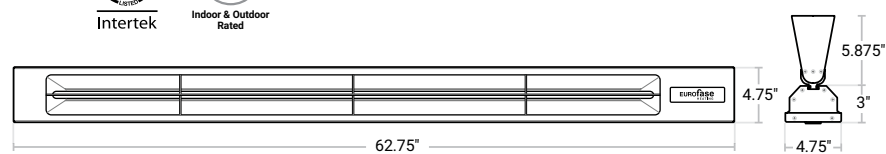
Construction

Stainless Steel (304)	39.37"(L) x 8.18"(H) x 3"(D)
-----------------------	------------------------------

Stainless Steel Front Cover (304)	62.75"(L) x 4.75"(H) x 3"(D)
-----------------------------------	------------------------------

Color Options

- Black
- Stainless Steel
- Any RAL Certified Color (Front cover only)



3000 and 4000 Watt 64 Inch Electric Single Element Heater



Vellura

Warmth that invites you in.

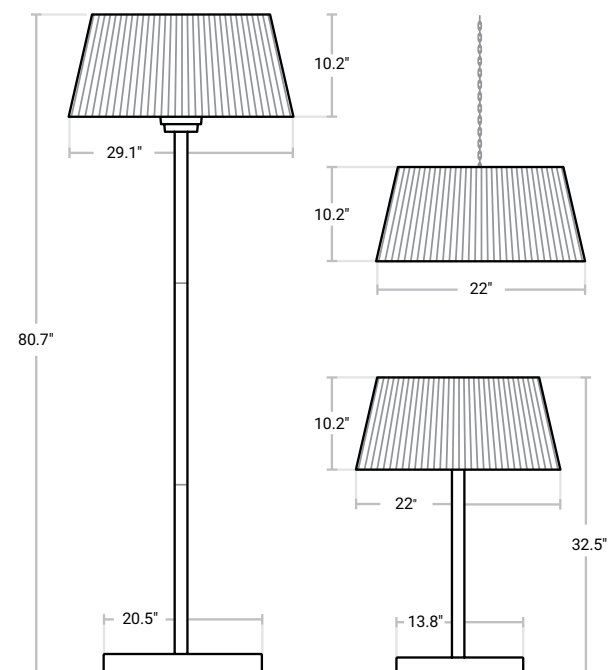


With soft radiant heat and integrated lighting, Vellura's portable, and stylish designs are made for intimate moments, smaller spaces, and cozy gatherings. This is warmth you feel and see.



Specification

MODEL OPTIONS	
Wattage (W)	1500
Voltage (V)	120
Construction	Aluminum Body, Outdoor Fabric Shade
Dimensions	
Freestanding	29.1"D (Shade), 20.5"D (Base), 80.7"(H)
Tabletop	22"D (Shade), 13.8"D (Base), 32.5"(H)
Pendant	22"D (Shade), 10.2"(H)

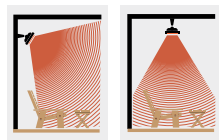


Shade Color Options



Mounting Options

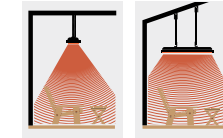
Eurofase Heating offers a range of heater types and mounting options to suit various applications and installation needs.



Wall & Ceiling Mounting

Our heaters come with 6-inch brackets for easy wall or ceiling mounting. You can install them flat or angle them at 30° or 45° to deliver warmth exactly where you want it.

Compatible Models: Eurofase EF & LP Series.



Suspension Mounting

For sloped or vaulted ceilings, or spaces with ceilings higher than 12 feet, Eurofase's telescopic suspension kits offer a perfect solution. These kits allow for level mounting on uneven surfaces, ensuring safe, even heat distribution in a complex ceiling environment.

Compatible Models: Eurofase EF & LP Series.

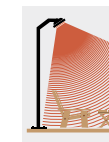


Recessed Mounting

Recessed installations provide a sleek, minimalist aesthetic, ideal for contemporary residential, commercial, or hospitality settings. Eurofase offers a certified turnkey solution with flush mount kits, fire-rated boxes, and all necessary mounting accessories for an easy, professional installation.

Compatible Models: Eurofase EF Series.

Note: Décor plates are not compatible with recessed mounting.



Pole Mounting

If wall or ceiling installation isn't an option, pole mounting provides a durable and flexible solution. Eurofase poles are 8 feet tall, available in single or dual-head configurations, and feature concealed wiring. Outdoor switches can be mounted directly on the pole, and heaters may be angled at 0°, 15°, 30°, 45°, or 60° for optimal performance.

Compatible Models: Eurofase EF & LP Series.



Control System

Choose from our range of control options to match your desired level of convenience, functionality, and budget. Whether you prefer simple on/off control or advanced smart features, we have a solution that fits your needs.

Basic Controls

Single Paddle Switches: Heavy-duty switches rated for 20 amps, provide simple on/off functionality for single-element heaters.

Duplex/Stacked Switches: Heavy-duty switches rated for 30 amps, allow independent control of each element in dual-element heaters, offering on/off and high/low settings.



Smart Controls


Smart Wi-Fi/Bluetooth Controller: Requires one module per heater. This cost-effective upgrade provides smart functionality, including on/off, high/low settings, programmable dimming timer, and a 4-hour auto shut-off. Multiple heaters can be seamlessly managed through the Eurofase Heating app.



Advanced Controls

Contactor Box:

Functions as a sub-panel, enabling zoning of heaters. Compatible with on/off switches, wall timers, programmable sequential timers, and more. Supports smart home integration, with each zone handling up to 40 Amps.



+ Other Smart Home Systems



Universal Relay Panel:

Functions as a sub-panel with zoning capability. Designed for smart home integration and compatible with dimmers, timers, and other control options to adjust heat intensity. Each zone supports up to 50 amps.



+ Other Smart Home Systems



* All third-party trademarks, including Lutron®, Crestron®, Control4®, Android™, Apple®, iOS®, Bluetooth®, ETL®, Google Home™, and Alexa®, are the property of their respective owners and are used for compatibility reference only. Use of these marks does not imply endorsement.

Complimentary Designs *Delivered within 24 hours.*

Eurofase provides personalized, turnkey solutions that deliver consistent, reliable comfort.



Analysis

Your unique requirements are evaluated and used to create a tailored solution that optimizes efficiency and comfort.



Design & Simulation

Mapping simulations are used to optimize heat distribution and placement to ensure higher efficiency.



Implementation

Eurofase works with your architects, engineers, and electricians to ensure a smooth installation process.



Wiring Diagrams

Our engineering team will develop custom wiring diagrams tailored to each project, recommending the optimal wiring conditions.





Quality and craftsmanship are at the core of every Eurofase Heating product. We stand behind our products with an industry-leading warranty, giving you confidence in your investment. Should your product fail to meet our performance standards, we will repair or replace it for up to three years from the original date of purchase.



Scan QR code
for more
information

EUROfase

International Office

33 West Beaver Creek
Richmond Hill, Ontario, L4B 1L8
Canada

Dallas Market Center

Suite 4002, Trade Mart Building
2100 Stemmons Freeway
Dallas, Texas, 75207
United States

International

1.905.695.2055

Toll Free

1.800.660.5391

Email

sales@eurofase.com

eurofase.com

